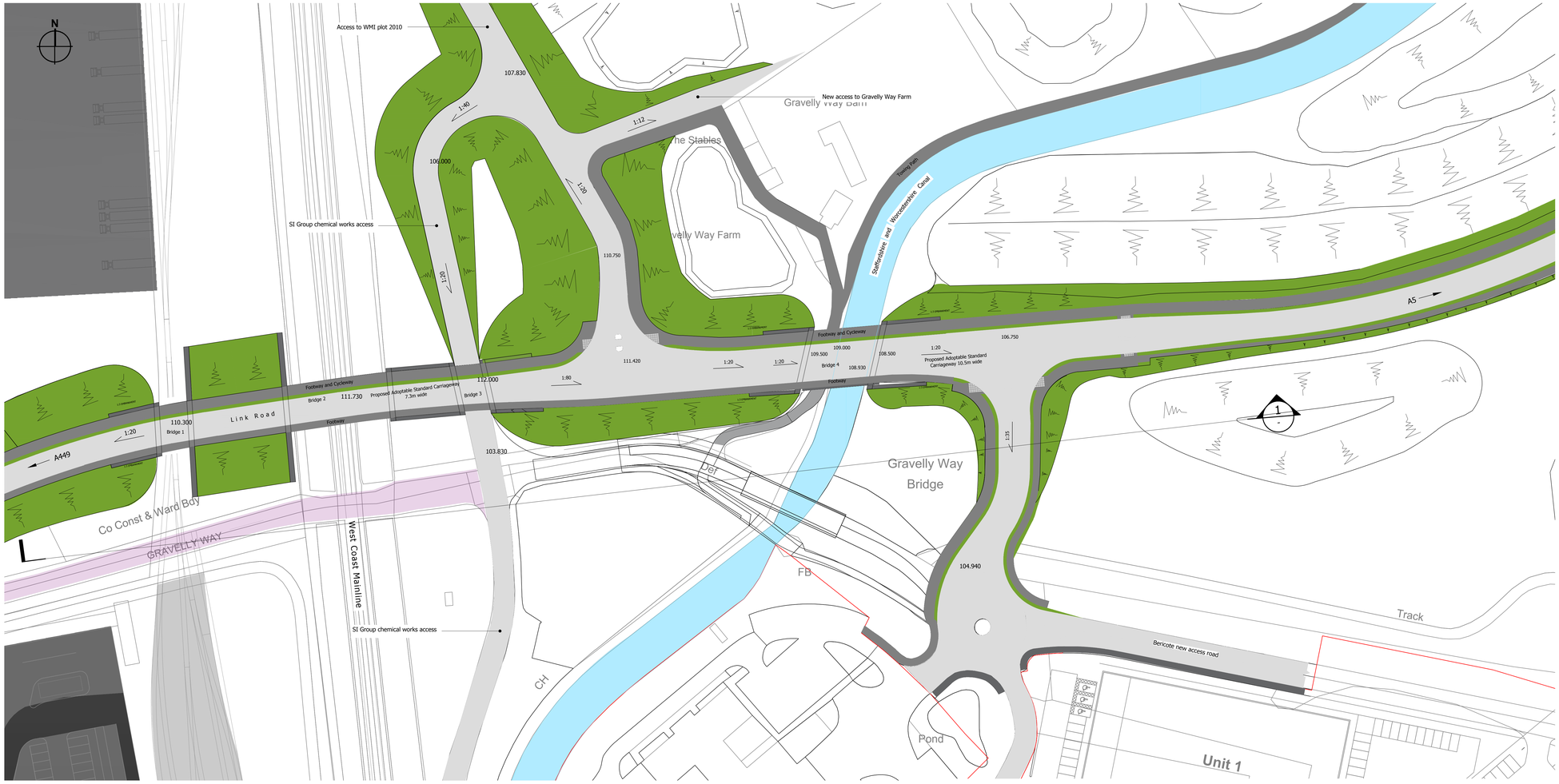

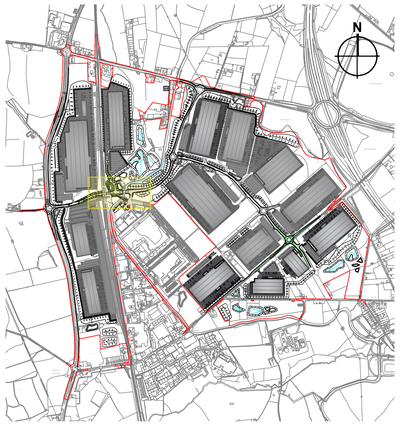

Key Plan
(NTS)

Key

108.930 — Denotes bridge carriageway and soffit levels subject to Article 4 of the DCO

Insert 1 - Proposed Arrangement
(Scale 1:500)

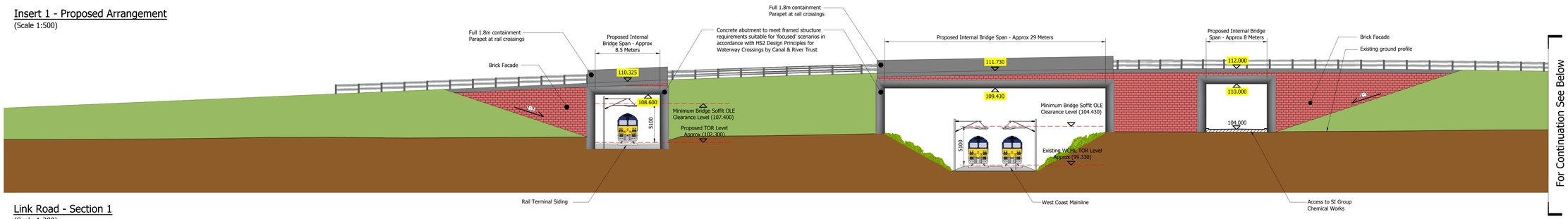

Link Road - Section 1
(Scale 1:200)

For Continuation See Below

For Continuation See Above

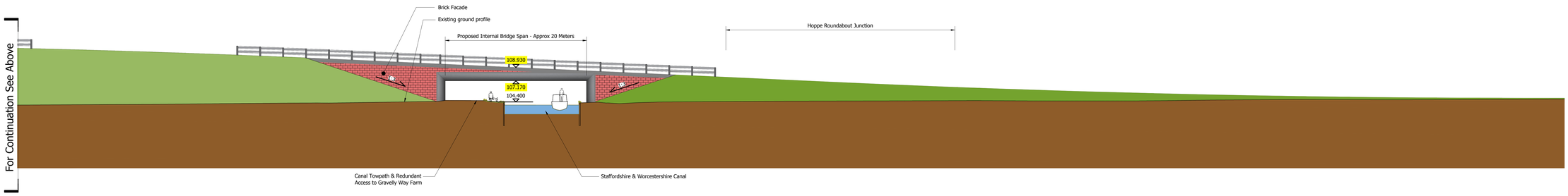

Link Road - Section 1 (Continued)
(Scale 1:200)

SCALE BAR 1:500
0 10 20 50 100

SCALE BAR 1:200
0 5 10 20 40

Revisions			
P8	Bridge carriageway and soffit levels highlighted. Key added.	May 2019	VRL
P7	Waldeck's logo added	July 2018	NG
P6	Drawing status updated, scale bar added	July 2018	NG
P5	Drawing title & Document number amended, WMI order limits updated	12.06.18	NG
P4	Document & regulation number and drawing title amended	09.05.18	NG
P3	Notes added & amended, Four OS Map updated	04.04.18	NG
P2	Title amended	06.03.18	JRB
P1	Issued for Comment	06.03.18	JRB

West Midlands Interchange

Project
THE WEST MIDLANDS RAIL FREIGHT INTERCHANGE ORDER 201X

Drawing Status
Final

Waldeck

Drawing Title
Proposed Road Bridges

Drawing Size A0

Regulation	Document
5 (2) (o)	2.18A

Drawn JRB	Date July 2018	Scale As Shown	Reviewed TL

Drawing No.	Rev.
1516-0425-WDK-SI-C-301-010	P8